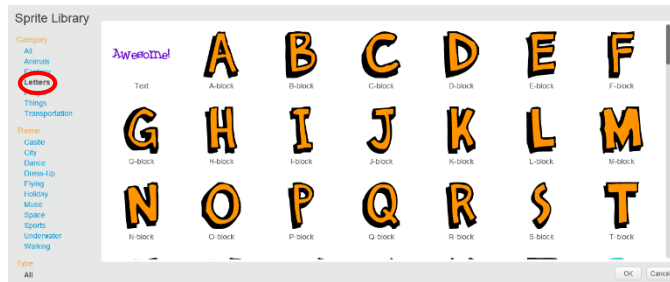


# Animate Your Name Instructions

1. Put Your Name-Animated Name in project title
2. Choose a new backdrop for the stage from the backdrop library
3. Choose the letters in your name from the letters category in the sprite library



4. Use two of the animations below & be creative with the rest of your name

## Color Clicker


- Add 'when this sprite clicked' block
- Add 'change color effect by 25' block



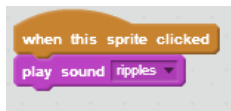
\*change the number 25 to have different color effect on letter\*

## Play a Sound

- Go to the "Sound" tab
- Choose a sound from the sound library



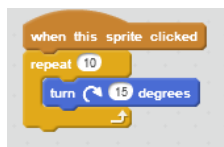
- Go to "Scripts" tab
- Add 'when this sprite clicked' block
- Add 'play sound' block



\*choose different sounds from the drop down menu to have letter make different sounds\*

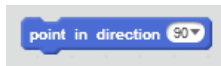
## Spin

- Add 'when this sprite clicked' block
- Add 'repeat loop' block
- Add 'turn clockwise 15 degrees' block



\*change number to have different spin effects on letter\*

- Add 'point in direction 90' block



\*use to reset sprite's direction\*

### Dancing Letter

- Add 'when this sprite clicked' block
- Add two 'move 10 steps' blocks
- Add two 'play drum 1 for 0.25 beats' blocks



\*positive number = move forward\* \*negative number = move back\*

\*drum 1 = snare drum\* \*drum 2 = bass drum\* \*drum 3 = side stick\*

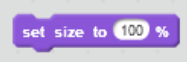
### Change Size

- Add 'when this sprite clicked' block
- Add two 'repeat loop' blocks
- Add two 'change size by' blocks



\*positive number = bigger\* \*negative number = smaller\*

- Add 'set size to 100%' block



\*use to reset letter to original size\*

### Press a Key

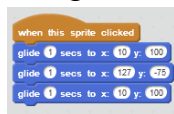
- Add 'when space key pressed' block
- Add 'turn clockwise 15 degrees' block
- Add 'change color effect by 25' block



\*change the key\* \*change the numbers for different effects\*

### Glide Around

- Add 'when this sprite clicked' block
- Add three 'glide 1 secs to x:0 y:0' blocks



\*try different numbers\* \*drag sprite then add glide block\*