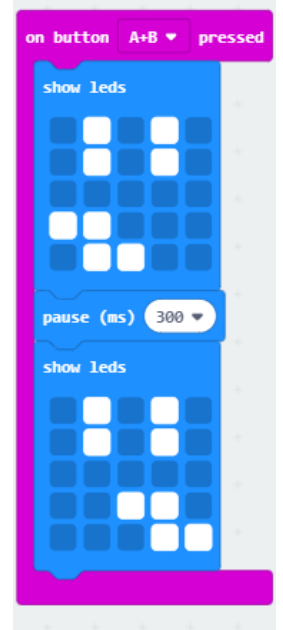
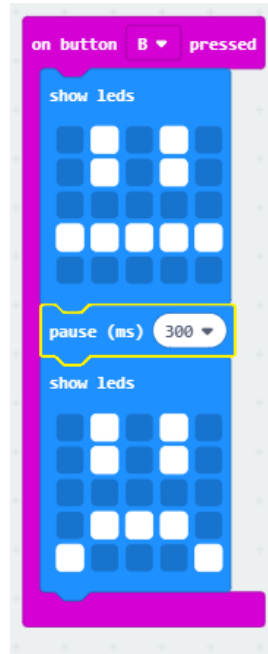
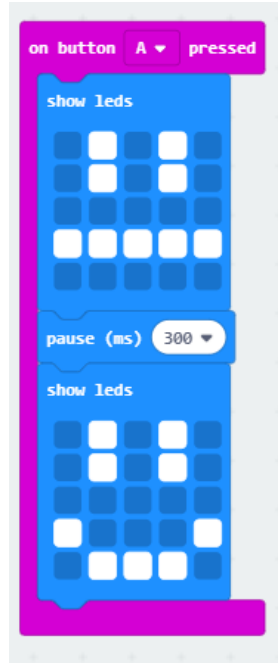


MakeCode Interactive Badge Program



The screenshot shows the MakeCode IDE interface for a micro:bit project. On the left is a virtual micro:bit board with a 5x5 grid of LEDs. The top bar includes 'micro:bit', 'Home', 'Share', 'Blocks', and 'JavaScript' tabs. A search bar is present above a category list: Basic, Input, Music, Led, Radio, Loops, Logic, Variables, Math, and Advanced. The main workspace displays the Scratch blocks from the previous images: 'on start' with 'show leds', and three 'on button pressed' blocks (A, B, and A+B) each containing 'show leds', 'pause (ms) 300', and 'show leds'. A 'Download' button is at the bottom left, and the project name 'Interactive_Badge' is at the bottom center.